


Linking Accounts

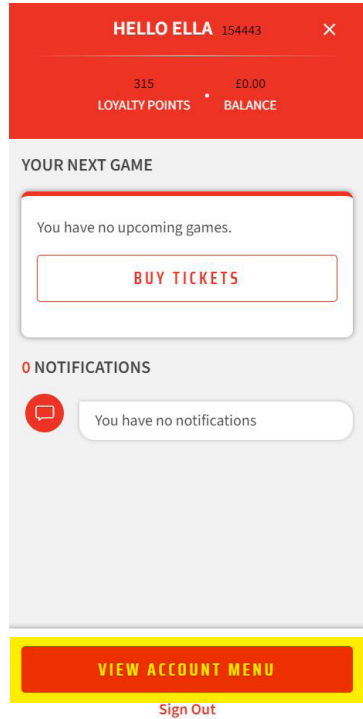


STEP 1



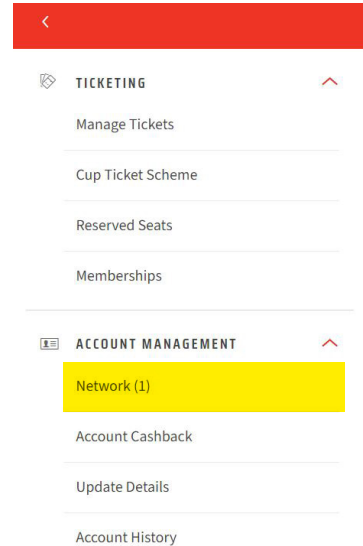
Select the **user icon** circled in yellow on the right hand page

STEP 2



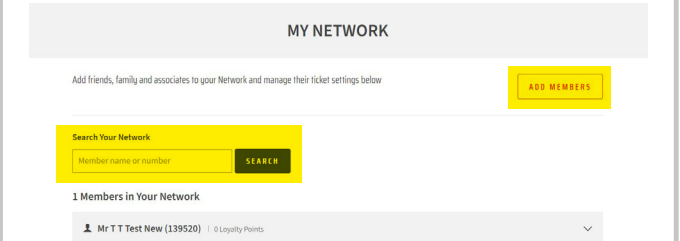
Once you have pressed the person button select **'VIEW ACCOUNT MENU'** circled in yellow

STEP 3



Select **'NETWORK'** circled in yellow

STEP 4



Then search the **client reference numbers** needed and **press 'ADD MEMBERS'**. Then the accounts will be linked