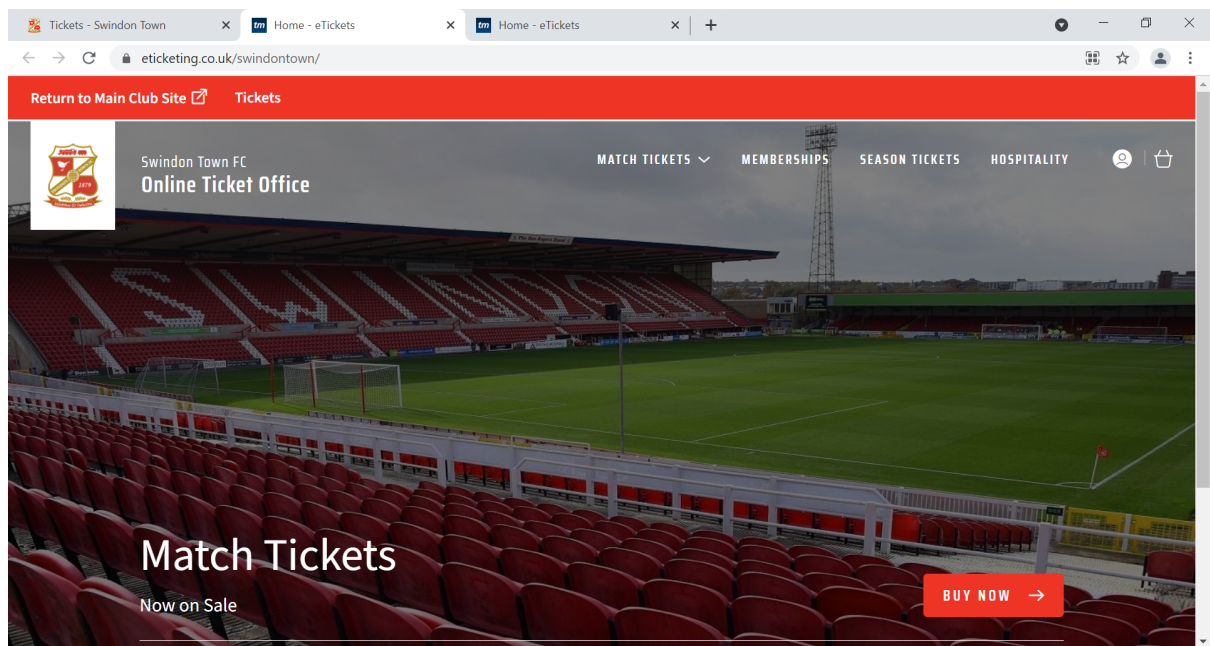
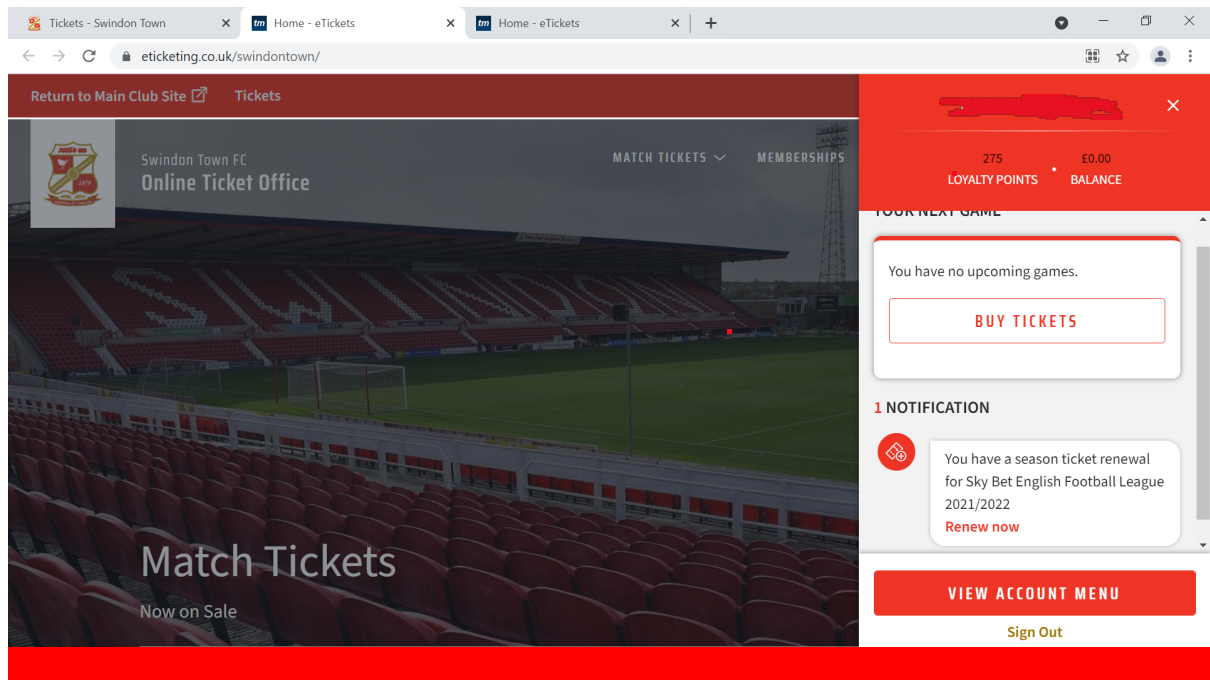


A Step-by-Step Guide to Renewing your 2021/22 season ticket

- 1) Visit the ticketing site <https://www.eticketing.co.uk/swindontown/>
- 2) Log in using your email and password that is registered to your season ticket, the same log in you would normally use for online ticketing.
- 3) Once logged in you will visit this page

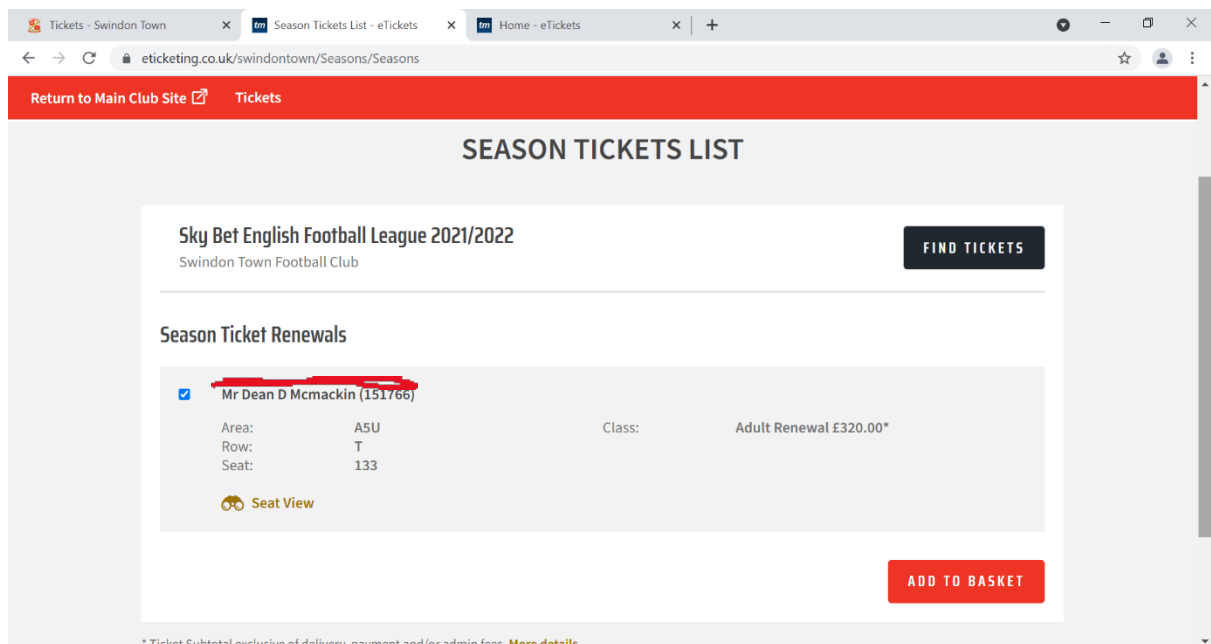


- 4) Please click on the little white circle next to the basket in the top right hand corner, where you will be taken to the next page below



5) You will see on the right-hand side 1 notification which shows your season ticket renewal, click renew now

6) You will then be taken to this page, which shows your seat details, please check all the information thoroughly and then when you are happy, click add to basket button.



7) Then the following page will appear, check the details and then proceed to checkout.

eticketing.co.uk/swindontown/Checkout/Basket

[Return to Main Club Site](#) Tickets

Row:	T	Class:	ADULT RETIREMENT £320.00
Seat:	133	Member:	Mr Dean D McMackin (151766)

[Seat View](#)

[Remove](#) £320.00

Subtotal: £320.00

Total £320.00*

* Total does not include delivery and/or admin fees. [More details.](#)

[Continue shopping](#) [PROCEED TO CHECKOUT](#)

8) The final page will be a card payment details page. Simply fill out your card details and then click confirm. You will be emailed a confirmation. PLEASE NOTE – this confirmation is NOT your season ticket, and ALL online purchases will be issued a digital ticket in the form of a QR Code / Print at Home.

9) These digital cards will be emailed no later than 24 hours after purchase.

10) For any NEW season ticket holders wishing to purchase a season ticket, you can just select your seat from the interactive seating map and follow the same payment steps.

If you have any questions please email queries@swindontownfc.co.uk