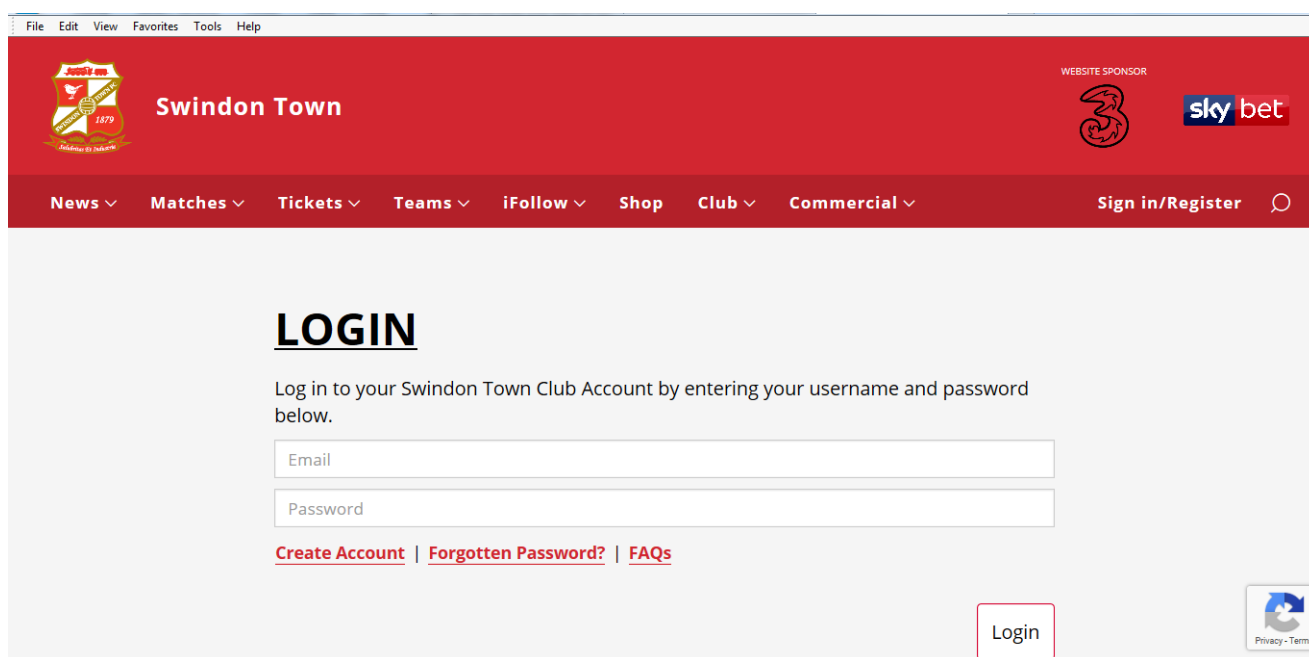


Swindon Town FC Club Account

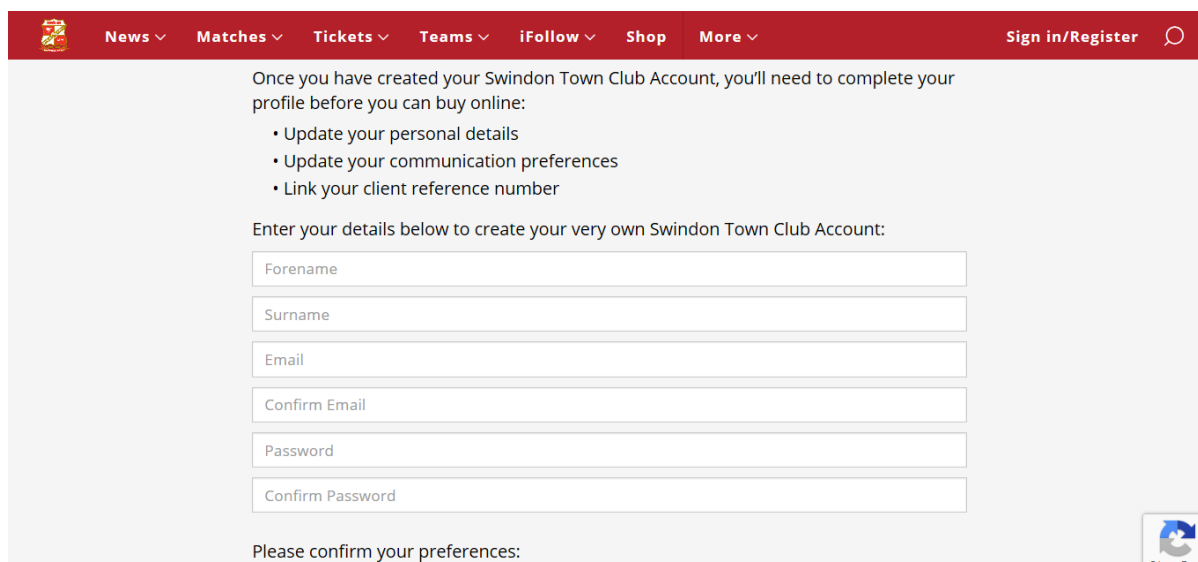
At the start of the 2019/20 season we launched our single sign on facility giving fans the ability to have one single log in for all areas of the club from buying tickets, purchasing merchandise and tracking loyalty cash. All supporters were required to set up a new STFC club account and then link to their existing client reference number or a new created one. If you haven't already done this you will need to do so in order to be able to renew and buy tickets online, if you haven't yet signed up then just visit <https://login.swindontownfc.co.uk/> and select Create Account.

1. Visit <https://login.swindontownfc.co.uk/> and select create account



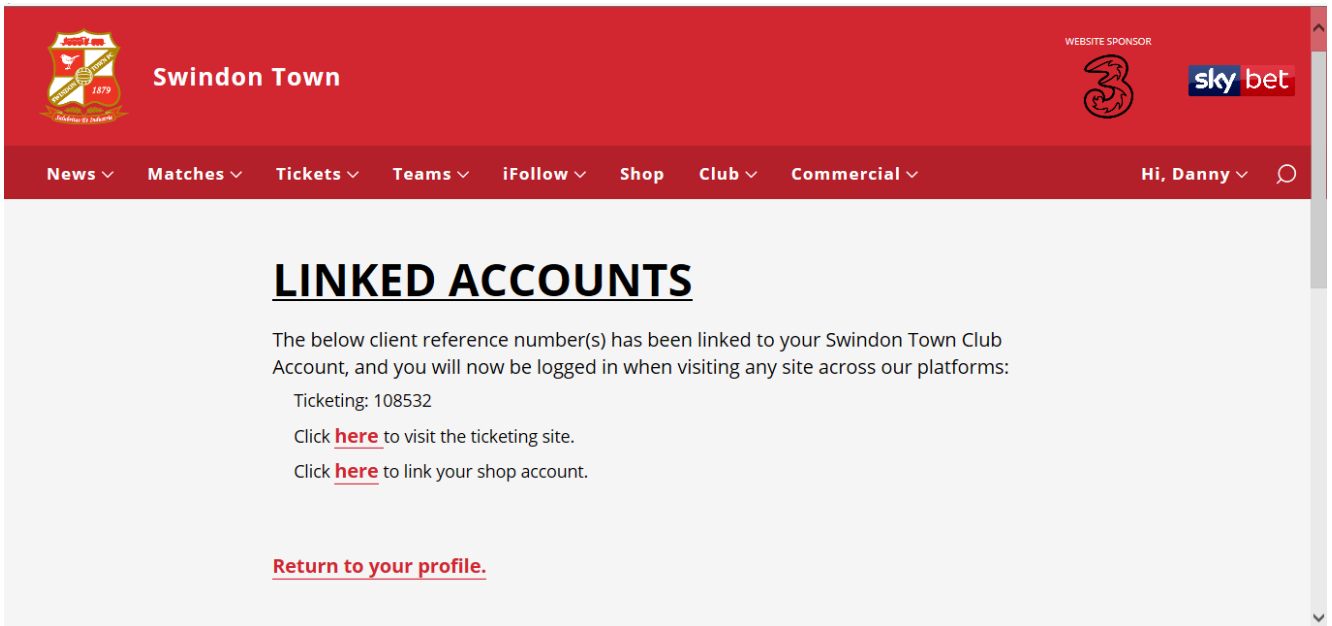
The screenshot shows the Swindon Town website's login page. At the top, there is a red navigation bar with the Swindon Town crest on the left, the text "Swindon Town" in the center, and logos for "3" (Website Sponsor) and "sky bet" on the right. Below the navigation bar, there are several menu items: "News", "Matches", "Tickets", "Teams", "iFollow", "Shop", "Club", and "Commercial", each with a dropdown arrow. On the right side of the navigation bar, there is a "Sign in/Register" link and a search icon. The main content area has a large "LOGIN" heading. Below the heading, there is a sub-heading: "Log in to your Swindon Town Club Account by entering your username and password below." There are two input fields: "Email" and "Password". Below the input fields, there are three links: "Create Account", "Forgotten Password?", and "FAQs". At the bottom right of the form area, there is a "Login" button and a "Privacy - Terms" link.

2. You will then be presented with this page, simply fill out all your details below and then select continue, please use the same email you have always used for ticketing with us as this will be registered on our system.



The screenshot shows the Swindon Town website's registration page. At the top, there is a red navigation bar with the Swindon Town crest on the left, the text "Swindon Town" in the center, and logos for "3" (Website Sponsor) and "sky bet" on the right. Below the navigation bar, there are several menu items: "News", "Matches", "Tickets", "Teams", "iFollow", "Shop", and "More", each with a dropdown arrow. On the right side of the navigation bar, there is a "Sign in/Register" link and a search icon. The main content area has a sub-heading: "Once you have created your Swindon Town Club Account, you'll need to complete your profile before you can buy online:". Below this, there is a list of three items: "Update your personal details", "Update your communication preferences", and "Link your client reference number". Below the list, there is a sub-heading: "Enter your details below to create your very own Swindon Town Club Account:". There are six input fields: "Forename", "Surname", "Email", "Confirm Email", "Password", and "Confirm Password". At the bottom of the form area, there is a sub-heading: "Please confirm your preferences:". At the bottom right of the form area, there is a "Privacy - Terms" link.

3. Once done so if you have a season ticket or have previously bought tickets with us your client reference will automatically show, simply type this into the box when asked and then you will all be linked up.
4. When you have linked it all up the below message will show and then you can visit the ticket site, club shop or you can return to your profile to manage preferences and track loyalty cash attained through shop purchases



The screenshot shows the Swindon Town website header with the club crest, name, and sponsors (3 and sky bet). The navigation menu includes News, Matches, Tickets, Teams, iFollow, Shop, Club, and Commercial. The user is logged in as 'Hi, Danny'. The main content area displays a 'LINKED ACCOUNTS' notification with the following text:

LINKED ACCOUNTS

The below client reference number(s) has been linked to your Swindon Town Club Account, and you will now be logged in when visiting any site across our platforms:

Ticketing: 108532

Click [here](#) to visit the ticketing site.

Click [here](#) to link your shop account.

[Return to your profile.](#)

5. You can then buy tickets in exactly the same way that you always have through our E Ticketing website.

Thank you for your continued support.

Swindon Town Football Club